

sedus





NEW ARRIVALS

*Winter 2024/2025*



- Design to Connect -  
THE RENDEZVOUS OFFICE





# NEW ARRIVALS

*Winter 2024/2025*

---

- Design to Connect -  
THE RENDEZVOUS OFFICE

---

Foreword .....	5
<b>01</b> New trends – Sedus INSIGHTS .....	6
<b>02</b> se:café soft chair .....	14
<b>03</b> se:café wooden chair & lounge chair .....	22
<b>04</b> se:café bench .....	28
<b>05</b> se:café team table .....	36
<b>06</b> se:café bar .....	42
<b>07</b> se:lab island .....	50
<b>08</b> se:assist update .....	58
<b>09</b> se:mission .....	66
<b>10</b> se:vision desk & storage .....	72
<b>11</b> se:hive .....	80
<b>12</b> quarterback 2 .....	88
<b>13</b> Colours & materials update .....	94







Foreword

# Design to Connect – The Rendezvous Office

**How can the office become a social place for networking and collaboration?**

Inspired by third places, such as restaurants, cafés, libraries, gardens and squares, the city is gradually finding its way into the office and inspires companies to create attractive spaces with plenty of room for a variety of working situations and requirements.

Under the motto “Design to Connect – The Rendezvous Office”, Sedus is presenting a wide range of new products with the New Arrivals in Winter 2024/2025, which have been developed with great care and precision to give these spaces an inviting, comfortable and inspiring atmosphere.



Focusing on the “Sedus Smart Café” concept, the office becomes a social space where people can network, work together in an informal setting and find a common anchor point.

Inspired by the three pillars of “Work, Learn, Create”, it is becoming an integral part of the working landscape.

“ We are not  
thinking machines  
that feel, we are  
feeling machines  
that think.

António R. Damásio




# 01 Human Connections

**Sedus INSIGHTS N°19 marks a turning point in the evolution of the office with a new look and more in-depth content.**

As hybrid work models become more prevalent, it's becoming evident that we're all essentially hybrid workers regardless of our specific working arrangements. We are looking for office spaces that offer experiences and environments that differ from both home offices and traditional corporate settings.

The latest issue of Sedus INSIGHTS, titled "Human Connections," delves deep into this paradigm shift, offering a comprehensive exploration of how the current context has transformed our approach to work environments. Behind this new vision is a new understanding of the role of work in people's lives, a new concept of well-being – which is also linked to the (mis)use of digital tools – and also the very human nature that defines us as people who need the physical presence of other people in order for certain behaviours to take place.

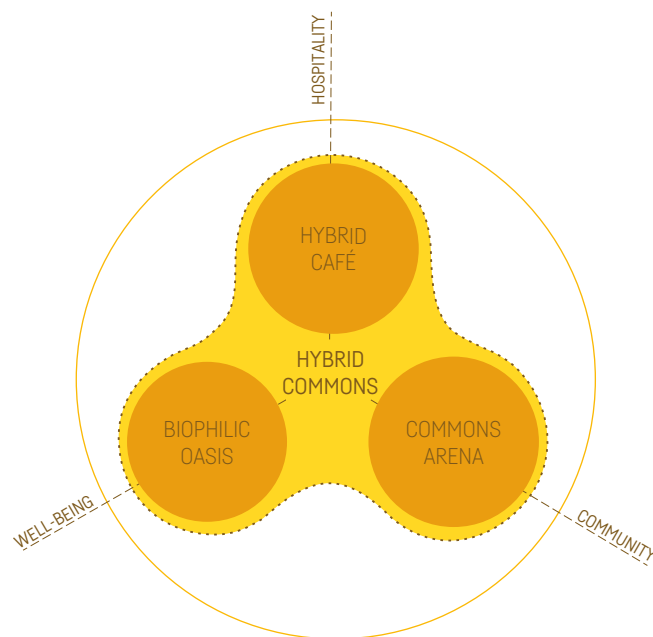
Sedus INSIGHTS reports how recent research has begun to shed light on the unique advantages of in-person collaboration, particularly from a neurological perspective. Studies in neuroscience and cognitive psychology have revealed significant neurophysiological benefits to face-to-face interactions in the workplace. For instance, research on neural synchronisation demonstrates that brain activity becomes more correlated among individuals sharing the same physical and social context, leading to enhanced understanding and deeper connections among team members.



This scientific insight underscores the importance of creating office spaces that are no longer just a place for work but a hub for collaboration, creativity, and community. Spaces that support all advantages of digital work but facilitate valuable in-person interactions and allow individuals to express their capability to “connect.” The benefits of such spaces can be measured in terms of greater social cohesion or a sense of belonging, which translates into greater productivity and innovation.

This insight is shared by Sophie Schuller, a neuropsychological researcher interviewed in Sedus INSIGHTS, whose extensive experience in global real estate and workplace design further illuminates the importance of human connections in modern offices. She emphasises the need for designing spaces that accommodate a wide range of behaviours and experiences. This approach not only creates more inclusive environments but also recognises the fluidity of human needs and experiences in the workplace.

### Hybrid Commons Designing Office Starting From Main Social Spaces







Schuller's perspective challenges us to think more holistically about office design. It's not just about creating quiet rooms for concentration or collaborative spaces for teamwork; it's about understanding the full spectrum of human experiences and designing spaces that can adapt to these diverse needs. This might mean incorporating elements that support different sensory preferences, providing spaces for both high-energy collaboration and quiet reflection, or designing flexible furniture that can be easily reconfigured to suit different tasks and working styles.

The concept of "hybrid commons" – as described in "Future Hybrid Office" – emerges as a pivotal solution offering spaces that seamlessly blend the digital and physical realms, catering to the needs of a workforce that craves flexibility without sacrificing well-being and the benefits of in-person collaboration.

Hybrid common spaces are characterised by their "ductility" – their ability to adapt to various work modes and personal preferences. They are dynamic spaces that are open to workers' interpretation, able to be transformed to suit the needs of the moment, whether that's a brainstorming session, a quiet focus area, or a social gathering. Even more importantly, this flexibility plays a crucial role in managing the ebb and flow of employee presence throughout the week, a hallmark of the hybrid work model.

This issue of Sedus INSIGHTS offers four compelling case studies that exemplify innovative applications of the three models of hybrid commons in office layouts. Each case presents a unique perspective on redesigning workspaces around human connections, providing comfortable and resilient hybrid work environments. From Penguin Random House in Gurugram, India, with its seamless blend of private and public spaces, to Goodjob Games in Istanbul, Turkey, which organises its office around a central social arena, these examples showcase the diverse approaches to creating vibrant “ductile” atmospheres that encourage interaction and foster a sense of community.

One particularly striking example is Galapagos in Oegstgeest, Netherlands, where biophilic design principles redefine well-being at work. By integrating natural elements, this workspace promotes a healthy and inspiring environment, tapping into our innate connection with nature to enhance productivity and creativity. Similarly, Hella in Kaunas, Lithuania, demonstrates how transforming a simple canteen into a welcoming informal work café can foster a relaxed and collaborative atmosphere.





These case studies underscore a crucial point: the hybrid office is designed around a different concept of “productivity,” no longer quantitative but qualitative. It is about creating a space that offers that unique blend of professional resources, social interactions, and inspirational design that can’t be replicated in any other place.

The focus is on creating environments that are not just functional but truly inspiring and supportive of human needs, a mix made to enable different people and ideas to connect. In conclusion, “Human Connections” paints a vivid picture of the future of the office: a place that people choose to come to not because they have to but because it offers unique experiences as vibrant ecosystems that support the full spectrum of human expectations and needs.

As we continue to navigate the challenges and opportunities of hybrid work, thinking of the office as a place that can be designed from the ductility of hybrid commons – be it the cafeteria, a public arena, or a biophilic garden accessible to all – is a guarantee of creating a place for human connection in an increasingly digital world.

Fabrizio Pierandrei  
WORKSCAPE DOJO – PIERANDREI ASSOCIATI

**Other Sedus INSIGHTS on similar topics:**

Sedus INSIGHTS N° 18: Workplace blend

Sedus INSIGHTS N° 17: Digital fatigue

Sedus INSIGHTS N° 14: Extensive collaboration

Sedus INSIGHTS N° 09: Human-centred wellbeing

## NEW ARRIVALS



se:café soft chair  
Page 14

02



se:café wooden chair  
& lounge chair  
Page 22

03



se:café bench  
Page 28

04



se:café team table  
Page 36

05



se:café bar  
Page 42

06



se:lab island  
Page 50

07



se:assist update  
Page 58

08



se:mission  
Page 66

09



se:vision desk &  
se:vision storage  
Page 72

10



se:hive  
Page 80

11

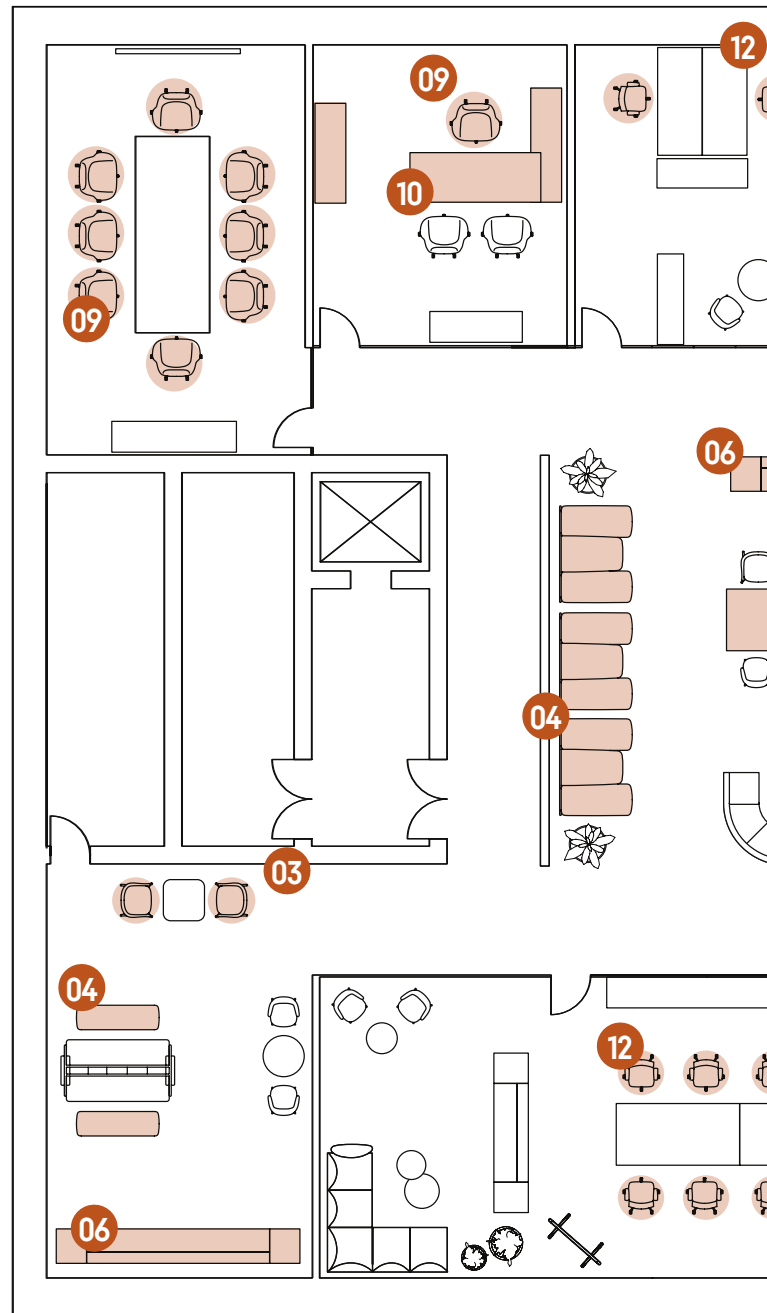


quarterback 2  
Page 88

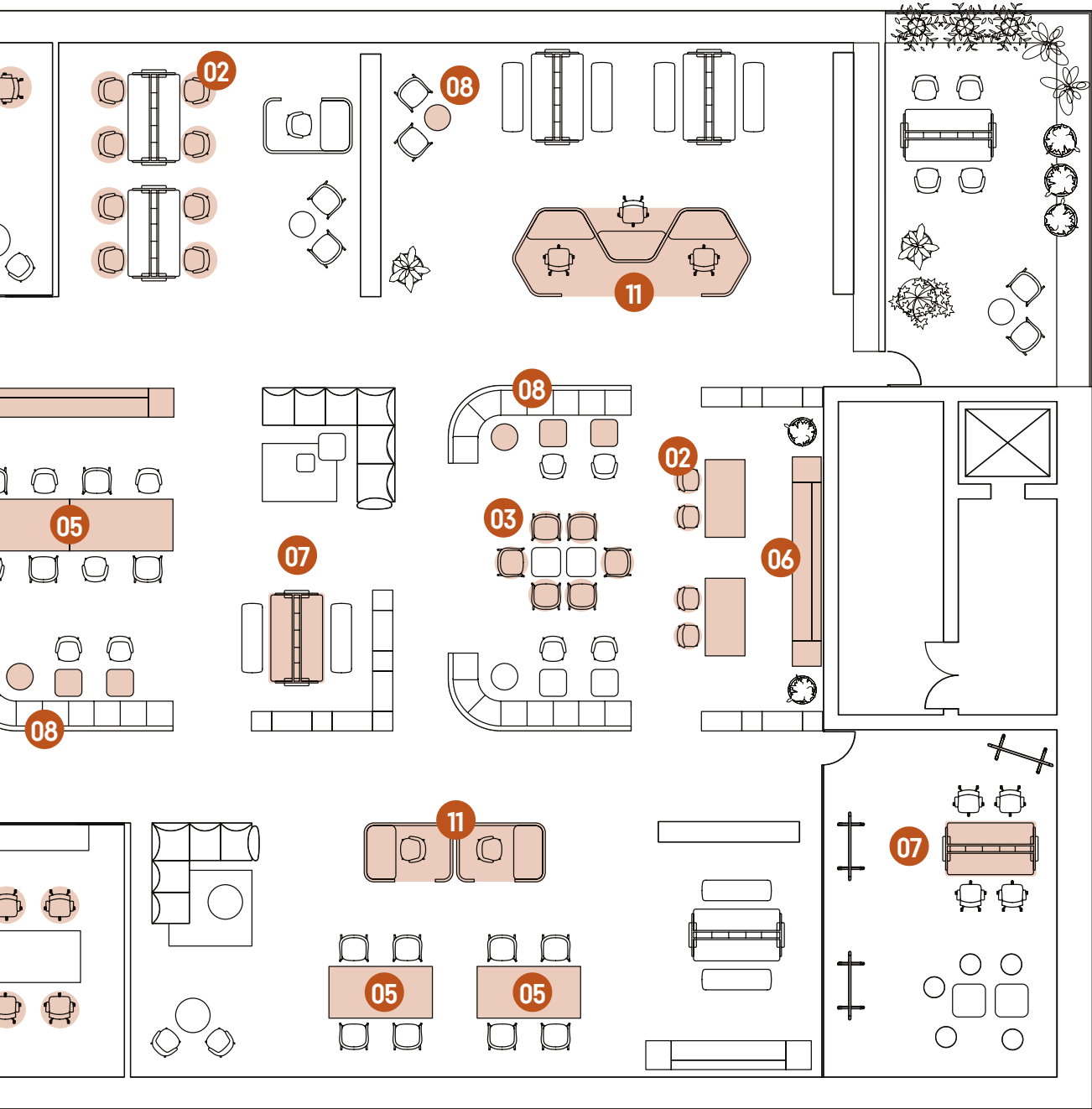
12

## The Rendezvous Office

The new Sedus product solutions make it possible to design flexible workspaces that are inviting, comfortable and inspiring. This way, the office becomes a social place for networking, collaboration and community with a variety of working scenarios.









Relaxation, variation and inspiration – the se:café soft chair range creates the perfect combination of working, cosiness and well-being.

Well furnished chair upholstery offers a high level of comfort. Furthermore, a wide variety of models makes it a real all-rounder: from lounge chairs and table-high chairs to bar stools.

# se:café soft chair

Fully upholstered chair range  
for a cosy atmosphere

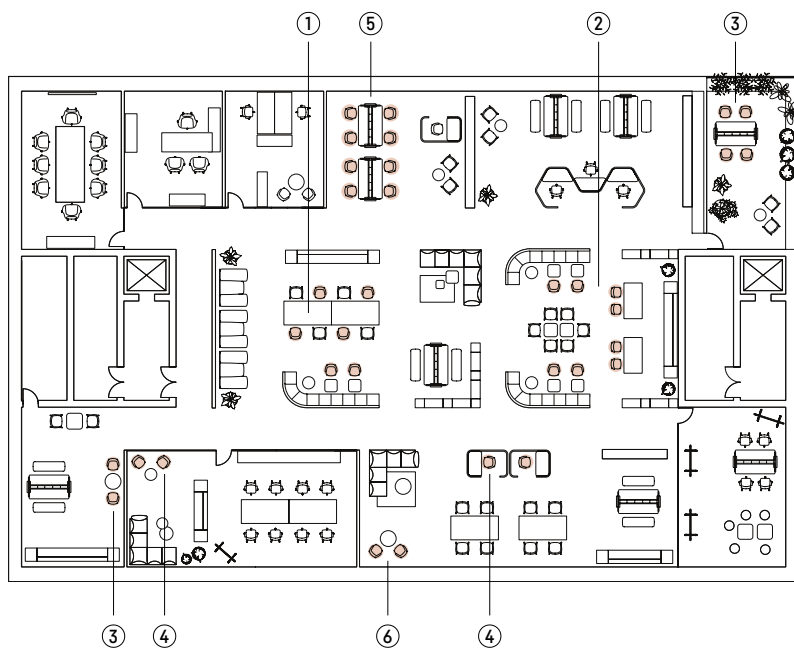


# 02



## se:café soft chair

- Fully upholstered chair range in homely design
- Comfortable upholstery creates a cosy, inviting character and offers a high level of comfort
- Optional casual upholstered look with subtle folds on the inside of the backrest enhances the homely character
- Available in lounge, table and bar height: wide range of models with customised proportions for flexible use
- Many model versions in a uniform design language enable use and combination in different application areas and ensure a harmonious appearance as a whole
- Possible combinations of cover materials and upholstery designs ensure a unique, individual look
- High-quality upholstery look thanks to all-round decorative seam



### Application areas

- Work café (1)
- Canteen, bistro & cafeteria (2)
- Break & waiting areas (3)
- Libraries & quiet zones (4)
- Hubs, central zones & intermediate areas (5)
- Lounge & reception areas (6)
- Home office











### se:café soft lounge chair features

---

- Fully upholstered armchair with low seat height and comfortable seating angle for lounge areas
- Wider proportions with bevelled front edge of seat for comfortable relaxation and recreation
- Integrated lumbar support
- With armrests
- Three base frame versions: 4-leg wooden frame, 4-leg steel frame and skid base
- Design elements: All-round decorative seam and a choice of formal or optional casual upholstery look available



### se:café soft chair features

---

- Fully upholstered shell chair with a seat height of 445 mm and seating angle for sitting upright at the table
- Comfortable seat surface with bevelled front edge of seat
- Integrated lumbar support
- With or without armrests
- Three base frame versions: 4-leg wooden frame, 4-leg steel frame and skid base
- Design elements: All-round decorative seam and a choice of formal or optional casual upholstery look available



### se:café soft stool (studio or bar) features

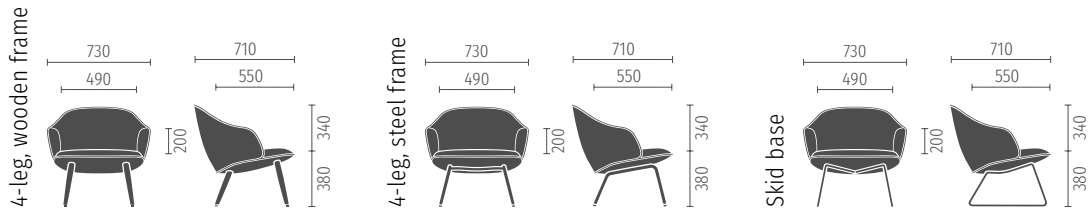
---

- Fully-upholstered bar chair in two sitting heights: studio (625 mm) or bar (780 mm)
- Cushion-like upholstery with compact seat and low backrest
- Integrated lumbar support
- Bevelled front edge of seat
- Without armrests
- Three base frame versions: 4-leg wooden frame, 4-leg steel frame and skid base
- With foot rail
- Design elements: All-round decorative seam and a choice of formal or optional casual upholstery look available




## Dimensions (all dimensions in mm)

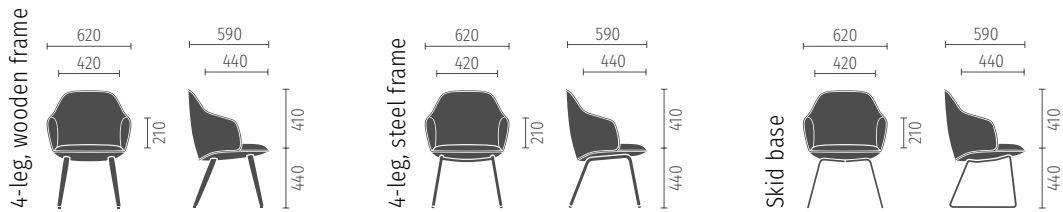
### se:café soft lounge chair



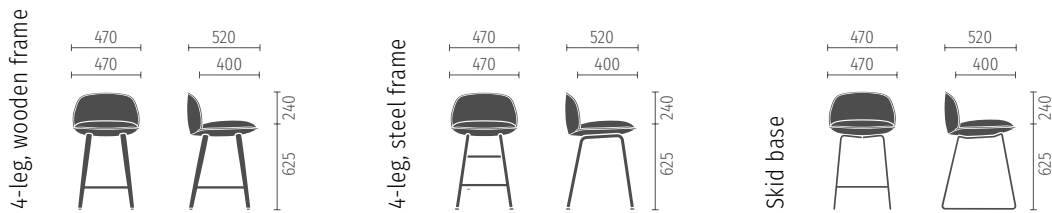
### se:café soft chair (without armrests)




### se:café soft chair (with armrests)



### se:café soft stool studio (seat height: 625 mm)



### se:café soft stool bar (seat height: 780 mm)





All-round decorative seam as a design element

## Colours (all models from the se:café soft chair range)




Upholstery covers

The three independently configurable upholstery covers (seat upholstery, inner backrest upholstery and outer backrest upholstery) can be selected from the Sedus cover materials. Colour combinations are possible within a fabric collection. Exception: Leather and imitation leather covers can be combined with each other and with all fabric collections.

Cover materials: All available cover materials can be found in the current Sedus price list.



4-leg wooden frame<sup>1</sup>



Beech (natural)



Beech (black)




Ash on natural oak (stained)



4-leg steel frame<sup>1</sup>




Black



Clear white




Chrome




Fjord green




Cayenne red



Sand beige



Deep green



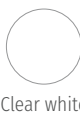
Bronze (dark)



Skid base<sup>2</sup>



Black



Clear white




Chrome



Fjord green




Cayenne red



Sand beige



Deep green



Bronze (dark)



Foot rail

For 4-leg steel frame and skid base, matching the selected leg colour  
4-leg wooden frame: always black

<sup>1</sup>with plastic or felt glides

<sup>2</sup>with hybrid glides



Organic design meets high-quality workmanship – the se:café wooden chair & lounge chair is a real eye-catcher and stands out with its timeless design.

Whether in a work café, in quiet zones or hubs, the solid wood chair creates a natural atmosphere in any environment. Available in two seat heights and in a Viennese wicker version, it also comes with several customisation options.

# se:café wooden chair & lounge chair

Timeless solid wood chair  
in a high-quality design



# 03

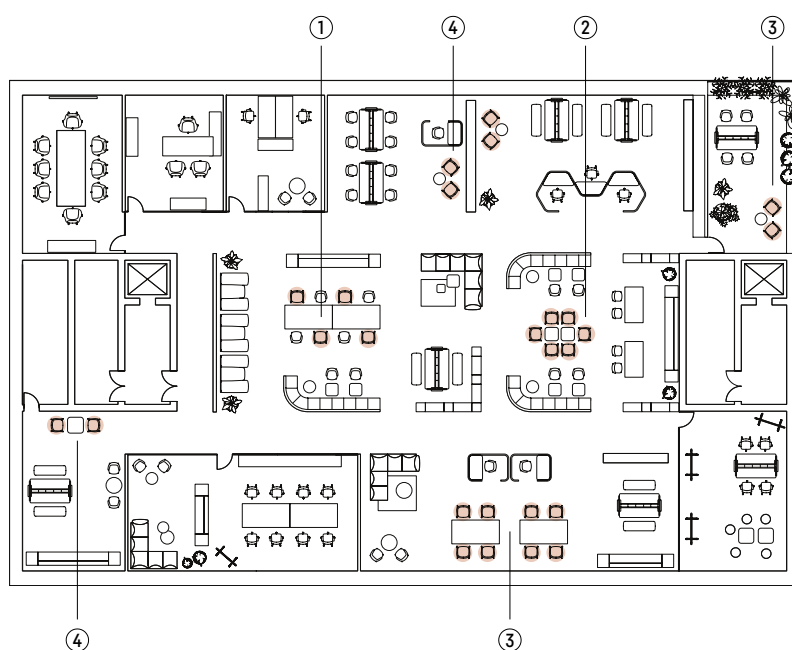






### se:café wooden chair & lounge chair

- High-quality solid wood chair in two seat heights
- Timeless design combined with natural material (solid wood) makes it an all-rounder and immediately creates a natural atmosphere
- A unique design with a flowing transition from the armrests to the backrest makes the chair a real treat for the senses
- Version 1 is made of solid wood and comes with a veneered seat
- Version 2 with Viennese wicker easily adapts to the body shape and offers comfort as well as good air circulation
- Visible wood grain creates a natural look even when colour is used



#### Application areas

- Work café (1)
- Canteen, bistro & cafeteria (2)
- Libraries & quiet zones (3)
- Hubs & intermediate areas (4)





## Features (standard)

- Solid wood chair in two heights (lounger height and table height) and two widths
- Seat surface made of shaped wood or with Viennese wicker
- Wood from sustainably managed forests

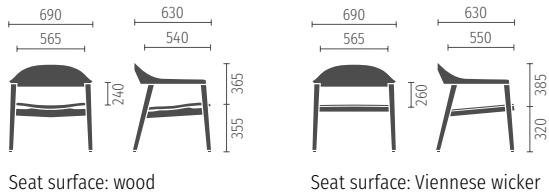
## Options/accessories

- Seat cushion (for the shaped wood seat version)

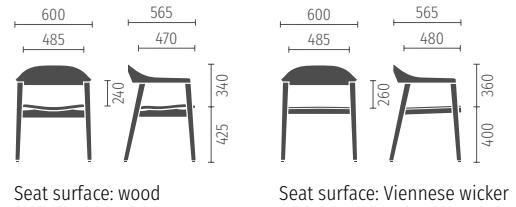


## Dimensions (all dimensions in mm)

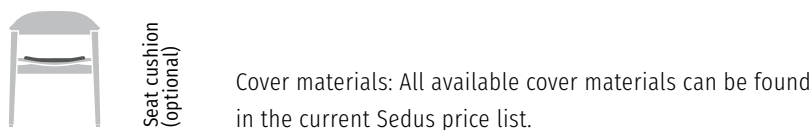
### Lounge height



### Table height



## Colours







A perfect spot for communication or temporary retreat – the se:café bench skilfully combines homely character and cosy design.

A wide variety of heights and models make them both a meeting place for informal meetings and a favourite spot for relaxing breaks.

# se:café bench

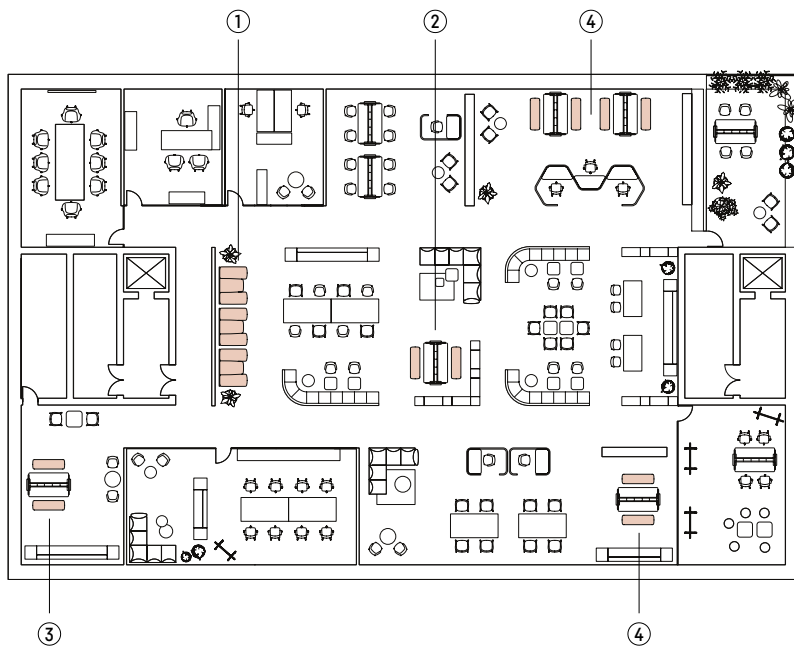
Fully upholstered benches  
for cosiness and comfort

# 04



## se:café bench

- Fully upholstered benches in homely design
- Comfortable upholstery creates a cosy, inviting character
- Deliberately without armrests for more freedom of movement and ample space for the seat surface
- Various heights also promote collaboration in higher positions
- Uniform design language enable use and combination in different application areas and ensure a harmonious appearance as a whole
- High-quality upholstery look thanks to all-round decorative seam



### Application areas

- Work café (1)
- Canteen, bistro & cafeteria (2)
- Break areas (3)
- Hubs, central zones & intermediate areas (4)
- Informal meetings (4)
- Temporary workstations at the high desk (4)













### se:café bench features

---

- Fully upholstered bench without backrest
- Seat height: 445 mm, seat width: 1600 mm
- Two base frame versions: Wood or steel
- Design element: All-round decorative seam



### se:café high bench features

---

- Fully upholstered bench with backrest and foot rail
- Two seat heights: studio (625 mm) or bar (780 mm), Seat width: 1400 mm
- Two base frame versions: Wood or steel
- Design element: All-round decorative seam



### se:café high diner features

---

- Diner configuration consisting of two se:café high benches facing each other with foot rails, connecting privacy screen at the back and integrated table with power supply option
- Two seat heights: studio (625 mm) or bar (780 mm), Seat width: 1400 mm
- Two base frame versions: Wood or steel
- Design element: All-round decorative seam
- Rear-mounted screen as a connecting element can be attached or removed at a later date
- Table dimensions: 1400 × 700 mm
- Option: Power supply

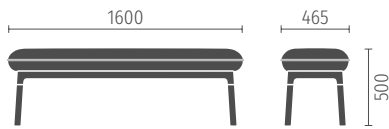


All-round decorative seam  
as a design element

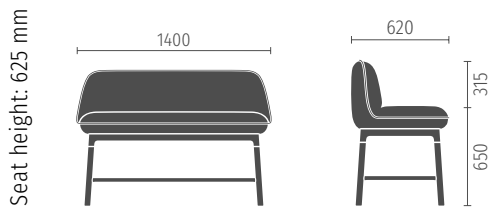


**Dimensions** (all dimensions in mm)

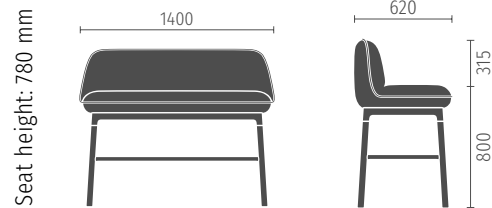
se:café bench




se:café high bench, studio height



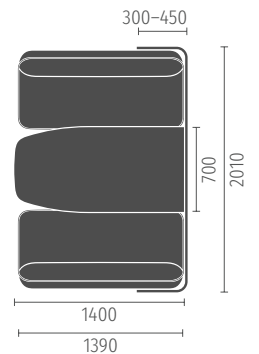
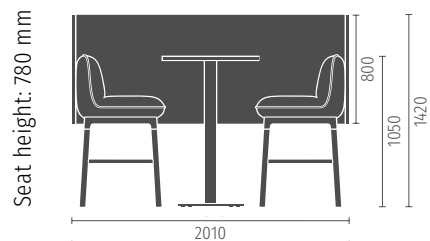
se:café high bench, bar height



se:café high diner, studio height



se:café high diner, bar height





## Colours (all models from the se:café bench range)



Upholstery covers


The two independently configurable upholstery covers (seat surface and inner backrest or seat surface underside and outer backrest ) can be selected from the Sedus cover materials. Colour combinations are possible within a fabric collection. Exception: Leather and imitation leather covers can be combined with each other and with all fabric collections.

Cover materials: All available cover materials can be found in the current Sedus price list.



Solid wood frame<sup>1</sup>

The support beam and corresponding joints are in the selected wood colour.  
The foot rail and corresponding joints are available in powder colours or chrome-plated.




Beech (natural)    Beech (black)    Ash on natural oak (stained)



Steel frame<sup>1</sup>

The support beam and joints depend on the selected frame colour.  
The foot rail on the steel frame can be selected independently of the frame colour.



Black    Clear white    Chrome    Fjord green    Cayenne red    Sand beige    Deep green    Bronze (dark)



Diner screen

The screen cover can be selected independently of the upholstery material of the benches.  
The two independently configurable screen covers (screen on the inside or screen on the outside) including all-round decorative seam can be selected from the Sedus cover materials. Colour combinations are possible within a fabric collection. Exception: Leather and imitation leather covers can be combined with each other and with all fabric collections.

Cover materials: All available cover materials can be found in the current Sedus price list.



Diner table top and table frame<sup>1</sup>

Table top: Melamine collections (Wood Selection, Architecture Line, Colour Harmony, Soft Touch/HPL) and veneer.

The table frame can be selected independently of the selected frame colour of the benches.



Black    Clear white    Fjord green    Cayenne red    Sand beige    Deep green    Bronze (dark)

<sup>1</sup>All versions are fitted with non-slip stop glides.



A central meeting point for everyone – the se:café team table brings a home-from-home feeling to the office.

As a long table, it enhances the sense of belonging and becomes the first spot for spontaneous meetings. The high-quality veneer surface of the table is also characterised by a particularly natural feel.



# se:café team table

Team table for socialising  
and after work



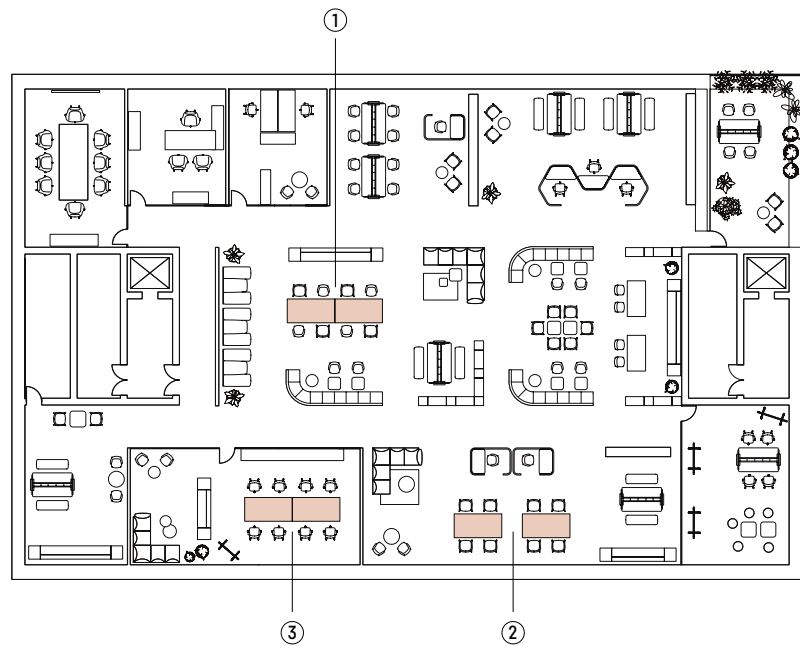
# 05





### se:café team table

- Central meeting point unites socialising and working
- Cosy look with eye-catching character
- Natural feel thanks to high-quality veneer finishes
- Configuration of a large table for up to 14 people possible
- Additional elements, such as lights, planters or shelves, can be attached via a functional joint



### Application areas

- Work café (1)
- Libraries & quiet zones (2)
- Hubs & intermediate areas
- Lounge & reception areas
- Home to a team space (3)







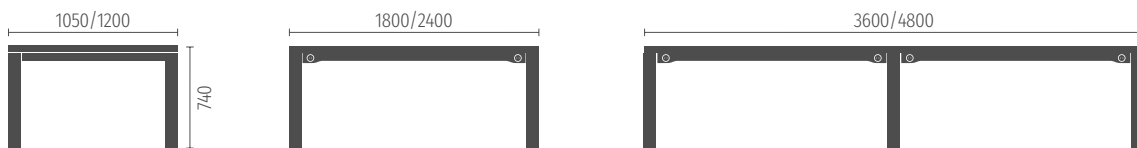
## Features (standard)

- High-quality table in solid wood look made from characterful veneers
- In two depths and four lengths
- Plank look with or without functional joint or continuous table top

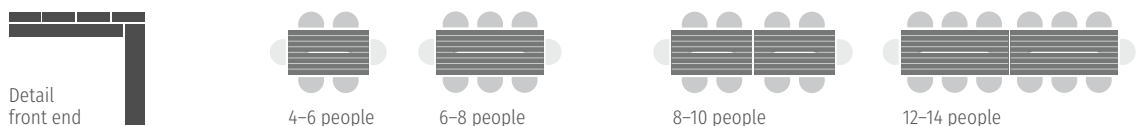
## Options/accessories

- Basic electrical connection under the table top including black supply cable
- Power supply integrated in the table frame, position can be selected individually (PIX socket, black or PIX USB charger A/C, black)
- Functional joint accessories
  - Dimmable light with USB-A/C charger and switch with energy-saving automatic switch-off (colours: black or clear white)
  - Planter (colours: see below)
  - Writing tablet (colours: see below)

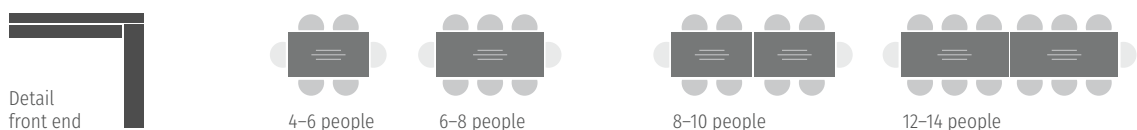
## Dimensions and table top shapes (all dimensions in mm)



### Plank look with functional joint



### Continuous table top without functional joint



## Colours





A spot for good coffee, hospitality and small talk – the se:café bar is a refreshment stop with a feel-good factor.

As a hub for spontaneous meetings and exchange in the office, catering modules create an informal and relaxed atmosphere. Communication is a matter of course here, and, thanks to the wide range of positioning options, the modules fit into any room.

# se:café bar

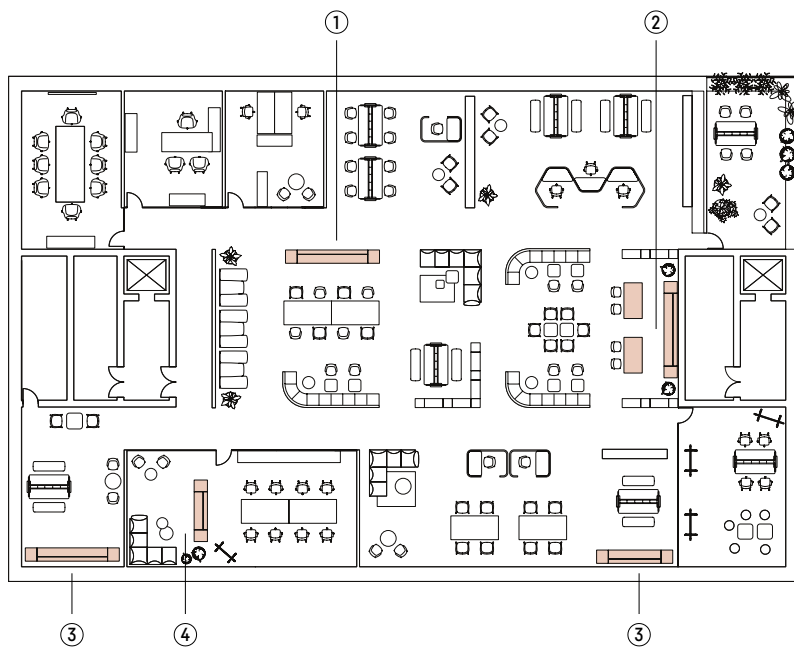
Catering module for the office

# 06



## se:café bar

- Thanks to their timeless design and numerous positioning options, modules fit harmoniously into any space: as a wall-positioned kitchen unit, as a room divider or as an island
- Offers all the functions required in the office: Refreshment station for hot and cold drinks, cooling food, washing up and storage space for cutlery and crockery
- The product line consists of a variety of modules in different sizes, the functions, equipment and materials of which can be individually configured, making planning significantly less complex than kitchen planning, for example
- Self-supporting construction and concealed fitting area enable installation without interfering with the building structure



### Application areas

- Work café (centres of the Sedus Smart Café) (2)
- Canteen, bistro & cafeteria (alternatives to the conventional tea kitchen) (2)
- Hubs & intermediate areas (3)
- Lounge & reception areas (space-saving refreshment module for hot and cold drinks) (4)














## Colours



Frames, fronts, niche back panel, countertop, carcasses, side panels, plinth

Frames, fronts, niche back panel, countertop, carcasses, side panels and plinth can be configured independently of each other.


Finishes: Melamine collections (Wood Selection, Architecture Line, Colour Harmony, Soft Touch/HPL).



Island modules:  
table

Island and attached table can be configured independently of each other.

Finishes: Melamine collections (Wood Selection, Architecture Line, Colour Harmony, Soft Touch/HPL).



Functional rails,  
shelves, accessories,  
recessed grip

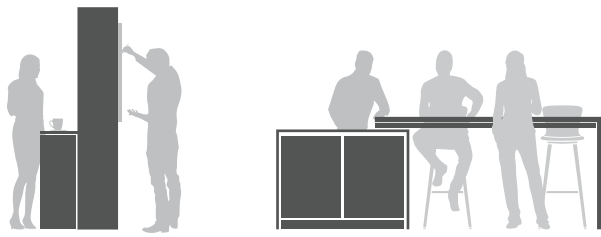
Functional rails, shelves and accessories in the niche as well as recessed grip are made of metal and are powder-coated in black.



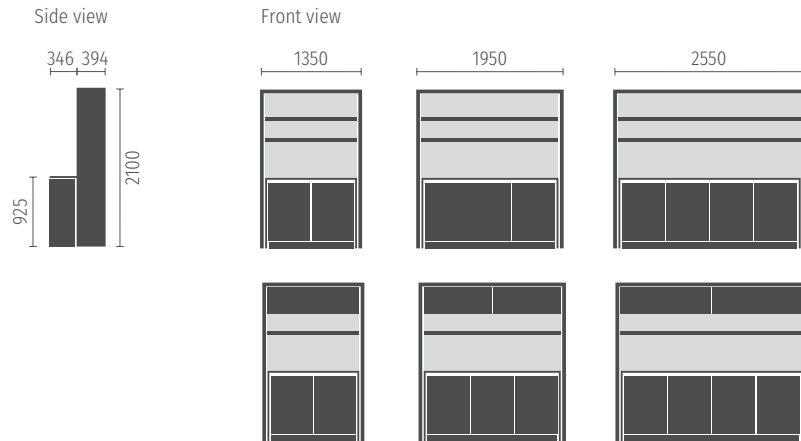
Black

## Product range and dimensions (all dimensions in mm)

It is possible to install wall modules (without tall cabinets) against a wall as well as using them as free-standing room dividers. In this case, the back is fitted with functional rails for hanging whiteboards and other accessories. All island modules can be freely arranged in the room.



### Wall module and room divider



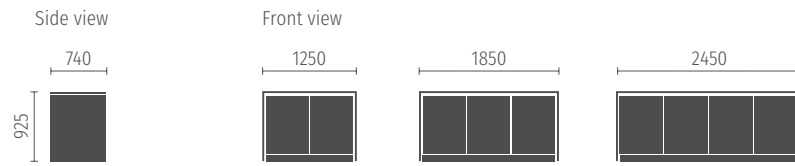
### Wall module with tall cabinets



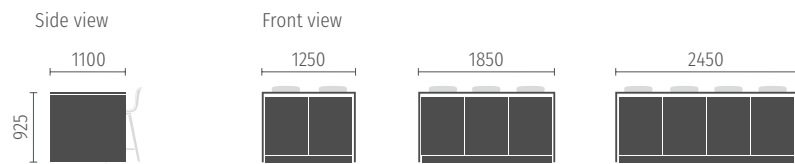




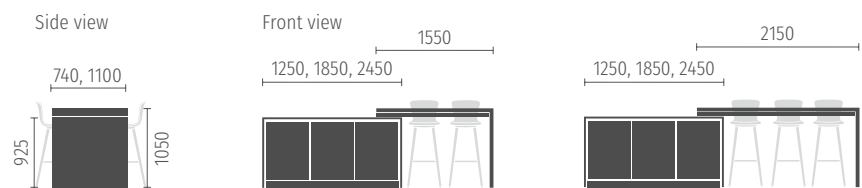
**Island**




**Island with seating option at the back**



**Island with a table attached on the side**





Working, meeting, socialising – se:lab island is the ideal place for agile working with an outdoor feel.

The group table is the core element of the Smart Café. It impresses with its cosy and inviting appearance. With two versions for ergonomic working while sitting and standing, se:lab island promotes exchange and enables a change of perspective.

# se:lab island

Multifunctional meeting island  
for agile working

# 07





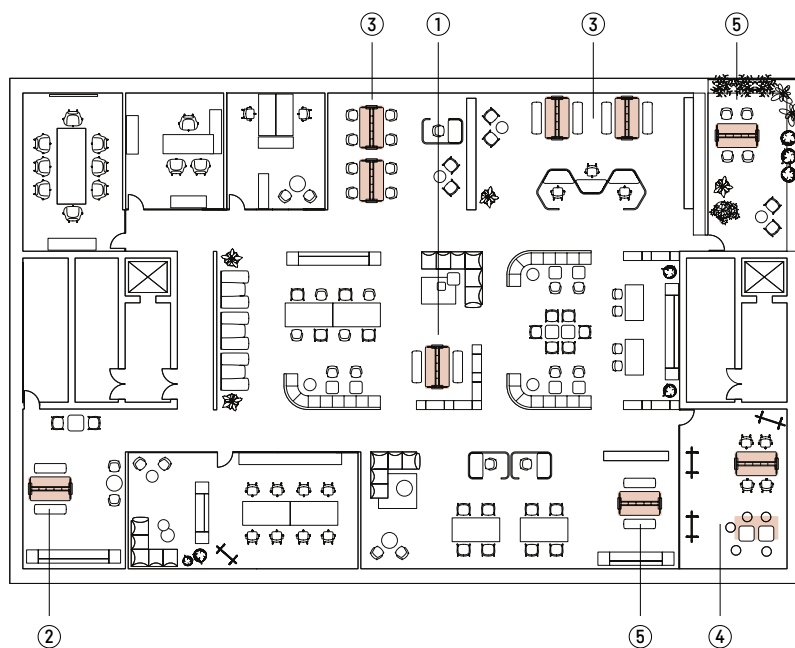






## se:lab island

- Versatile agile group table as a central meeting point for teams
- Two model versions enable ergonomic working while sitting or standing
- Practical superstructure and a variety of accessories make the meeting island an attractive eye-catcher
- As an addition to the se:lab product line, the design blends harmoniously into the overall look of the office



## Application areas

- Work café (1)
- Canteen, bistro & cafeteria (2)
- Hubs & intermediate areas (3)
- Project rooms & workshops (4)
- Libraries & quiet zones (5)






## Features (standard)

- Group table with practical add-on structure to fit with customised accessories
- Table top at sitting height (740 mm) or standing height (1050 mm)
- With angular or rounded table top corners
- With castors and adjustable glides

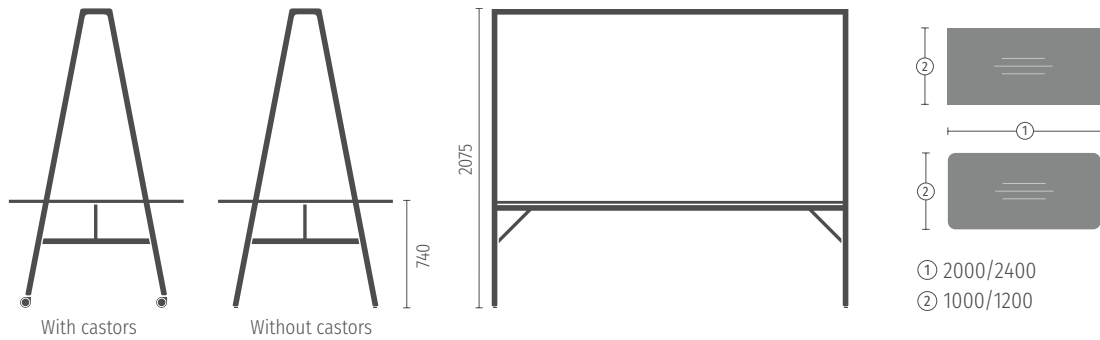
## Options/accessories

- Side panels
- Storage tray, one-sided
- Power supply with storage tray
- Planter element for storage tray
- Planter for the third layer
- Light fixture
- Monitor holder
- Bag holder
- Whiteboard mount
- Coat hook

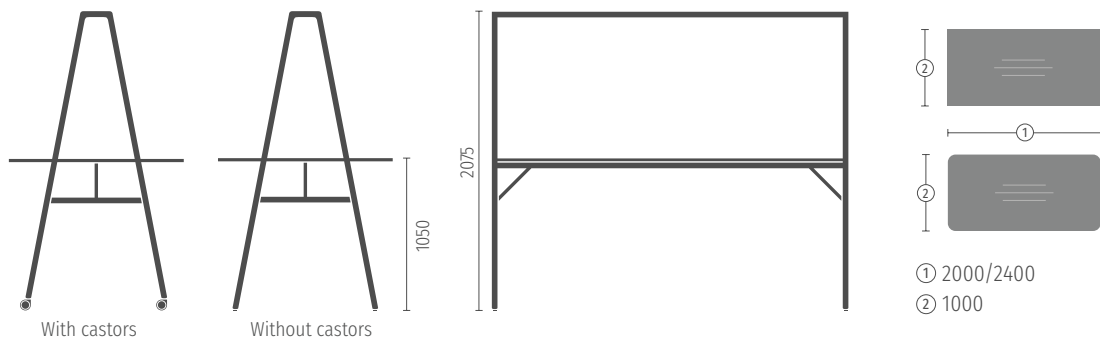


## Dimensions and table top shapes (all dimensions in mm)

### Sitting height (table top at 740 mm)



### Standing height (table top at 1050 mm)



## Colours

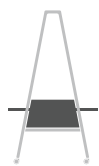
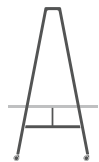


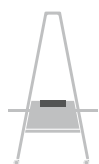
Table top and side panels

The table top and side panels can be configured independently of each other.  
 Finishes: Melamine collections (Wood Selection, Architecture Line, Colour Harmony, Soft Touch/HPL) and veneer.



Frame

If the customer opts for castors, they will match the frame colour.



Accessories









For small groups, individual work and breaks – se:assist is now even more flexible.

We have further developed the table range for use in the Smart Café and added special table heights and table top dimensions for this application. This way, se:assist brings people together, both in the office and in break-out areas.



# se:assist update

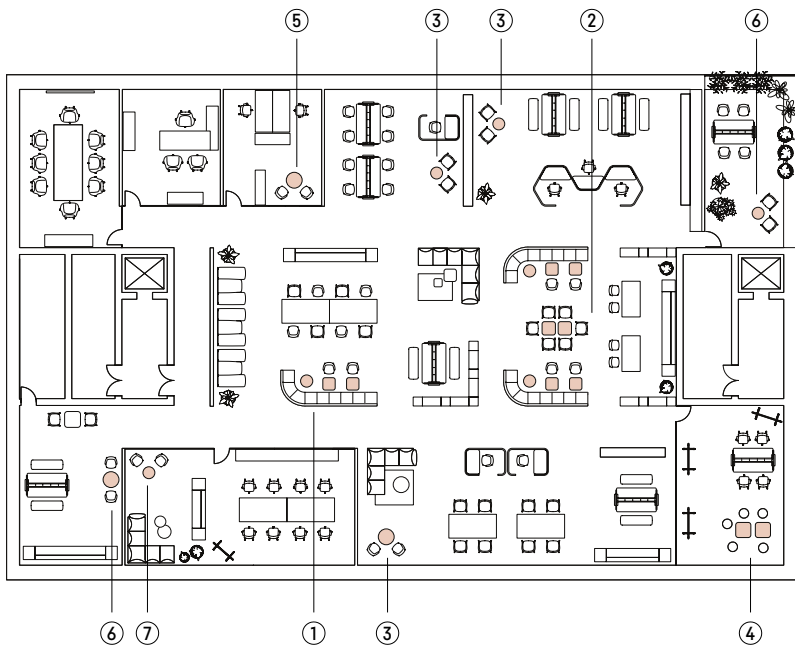
Multifunctional table range  
for different areas of application



# 08

**se:assist**

- Multifunctional table range in five standard heights and with a large selection of table top shapes
- Functional design with a trumpet foot allows for generous legroom and guarantees great stability
- A variety of versions and a wide range of colours in a uniform design language enable use and combination in different application areas and ensure a harmonious appearance as a whole



**Application areas**

- Work café (1)
- Canteen, bistro & cafeteria (2)
- Hubs & intermediate areas (3)
- Individual & team workstations
- Project rooms & workshops (4)
- Meeting & seminar rooms (5)
- Quiet zones & retreats (6)
- Lounge & reception areas (7)











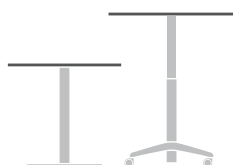
## Features (standard)

- Five standard heights for a wide range of applications (from lounge height to standing table)
- Wide selection of table top shapes
- Trumpet foot available in various base plate shapes
- Height-adjustable lifting table
- Star base with castors (for lifting table)

## Options

- Wide selection of frame colours (see below)
- Tabletop: 19- or 25-mm thick
- CDF table top with bevelled edge
- Power supply with round grommet and concealed cable management via the column available for certain sizes

## Colours



Finishes: Melamine collections (Wood Selection, Architecture Line, Colour Harmony and Likewood), Soft Touch, veneers, linoleum and CDF table tops.

The edge colour of the CDF table top is always black.



Trumpet foot and column, fixed height

A black base plate under the coloured cover of the trumpet foot creates a black shadow joint.



Black



Clear white



White aluminium



Fjord green



Cayenne red



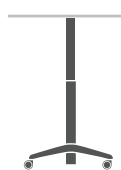
Sand beige



Deep green



Bronze (dark)



Star base and column, lifting table



Black



Clear white

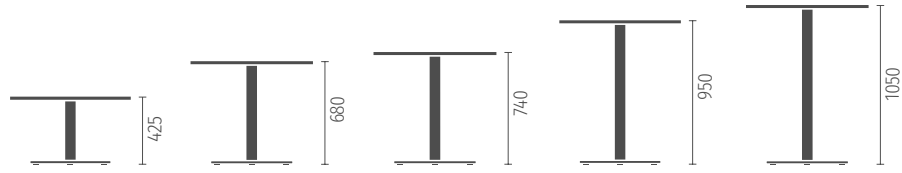


White aluminium

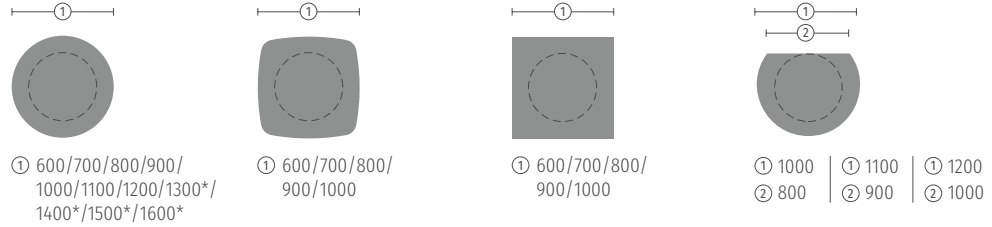


## Dimensions and table top shapes (all dimensions in mm)

### Fixed height with single column and trumpet foot

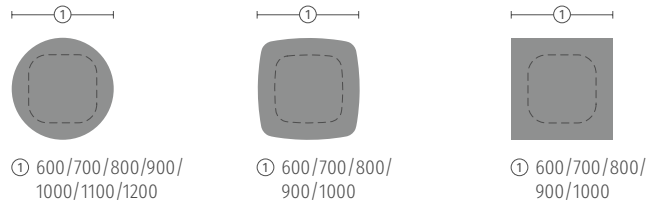


With trumpet foot, round

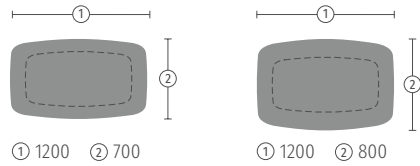


\* Only for the table heights of 680 and 740 mm

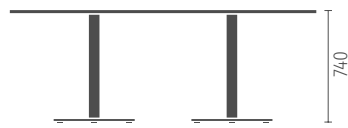
With trumpet foot, softened



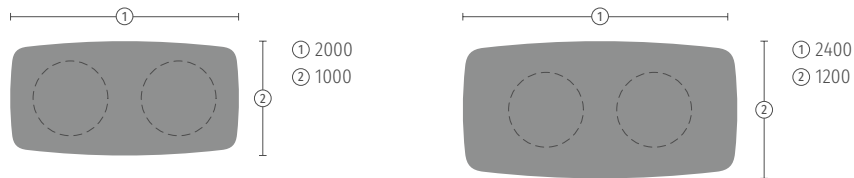
With trumpet foot diner



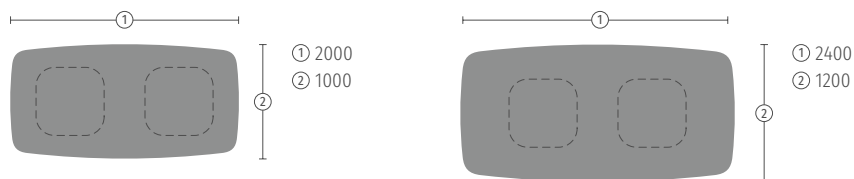
### Fixed height with double column and trumpet foot (boat-shaped)



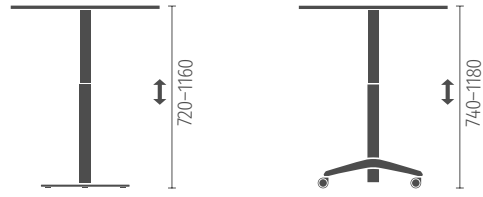
With trumpet foot, round



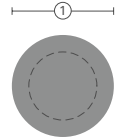
With trumpet foot, softened



## Lifting table with trumpet foot or star base on castors



With trumpet foot,  
round



① 800/900/1000

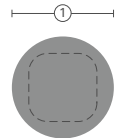


① 800/900

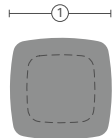


① 800/900

With trumpet foot,  
softened



① 800/900/1000

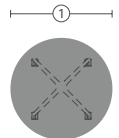


① 800/900

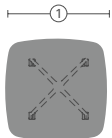


① 800/900

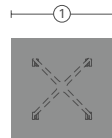
With star base  
and castors



① 800/900



① 800/900



① 800/900





Premium elegance for the highest demands – the se:mission offers numerous design options and suits every room and every taste.

The fully upholstered conference chair boasts an inviting shape and high-quality finish. Maximum comfort, ergonomic details and intuitive operation round off the overall package.



# se:mission

Comfortable conference chair  
as the perfect host

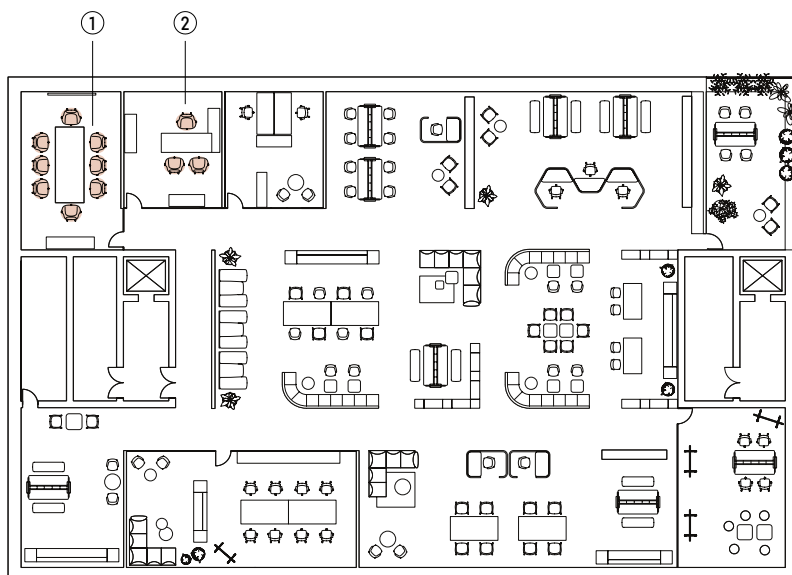


# 09



### se:mission

- Inviting appearance makes the fully upholstered conference chair a good host
- High design, aesthetics and quality standards
- Airy, light and modern design language
- Integrated armrests provide a feeling of security
- High degree of individuality and numerous design options thanks to a large selection of materials and colours. This means a variety of styles: from unobtrusive, subtle and carefree to classic, conservative and high-quality
- Integration of wood veneers on the outer sides as an exclusive design element
- Maximum comfort thanks to the DuoMotion movement concept and integrated ergonomic details
- Generous and well proportioned



### Application areas

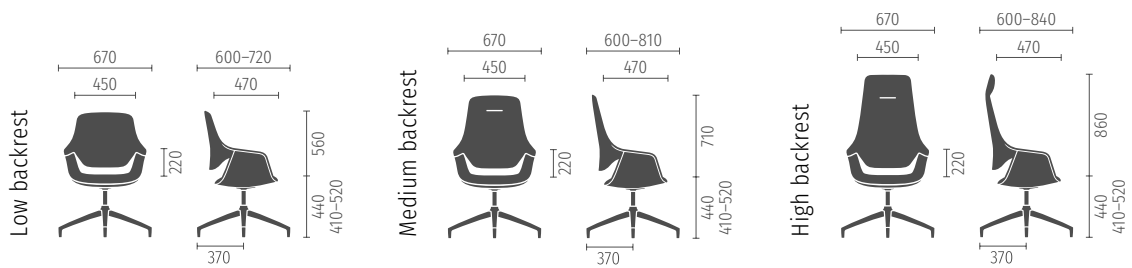
- Board rooms
- Meeting & conference rooms (1)
- Management workstations (2)



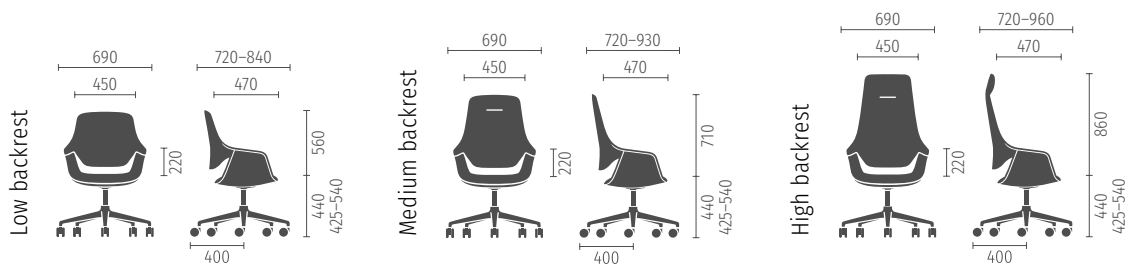


### Dimensions (all dimensions in mm)

#### 4-star base with glides



#### 5-star base on castors



## Features (standard)

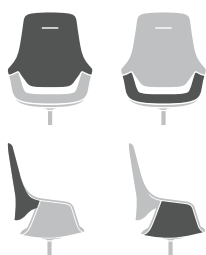
- Three backrest versions (low, medium, high)
- DuoMotion motion concept
- Fully upholstered chair with integrated armrests
- Integrated lumbar support
- Comfortable seat with spring core cushion, ergonomic seat pan and bevelled front edge of seat
- Base frame versions: 4-star with glides, 5-star with castors
- Backrest locking (inclination)
- Four upholstered surfaces including the panels: Up to four cover combinations possible within one chair
- Side panels as individual design element

## Options/accessories

- Design castors
- Seat height adjustment options:
  - Gaslift with mechanical depth-springing, height-adjustable
  - Memory swivel with central seat spring, not height-adjustable (only 4-leg on glides)
  - Central seat spring, not height-adjustable



## Colours



Upholstery and covers

Colour combinations are possible within a fabric collection. Exception: Leather and imitation leather covers can be combined with each other and with all fabric collections.

Cover materials: All available cover materials can be found in the current Sedus price list.



Side panels


### Plastic



Black

White

### Veneer



Oak (natural)


Walnut (smooth)

Oak (anthracite)

The side seat panels can be upholstered with all Sedus cover materials or configured in plastic or veneer.



4-star base



Black

Clear white

Polished aluminium

Fjord green

Cayenne red

Sand beige

Deep green

Bronze (dark)



5-star base



Black

Clear white

Polished aluminium

Fjord green

Cayenne red

Sand beige

Deep green

Bronze (dark)



Modern design with a focus on quality and style – se:vision desk and storage combine prestige and individuality.

The purist design of the premium table with optional adjacent storage space impresses with a high degree of design freedom. The result: optimum customisation to suit personal requirements, from purist to homely.



# se:vision desk and storage

Premium desk with  
adjacent storage space



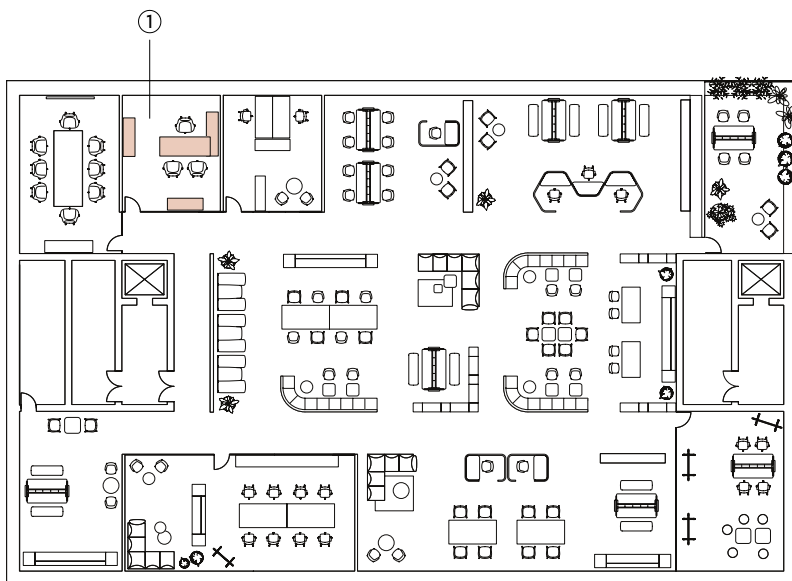
# 10

### se:vision desk

- High-quality individual desk in a purist design
- Three base frame versions (powdered aluminium, chrome-plated or covered with veneer)
- Precise workmanship to the highest standards
- Wide variety of designs thanks to large selection of colours and materials
- Concealed cable management, e.g. integrated cable routing in the table leg
- Can be used as a free-standing individual desk or in combination with se:vision storage (see below)


### se:vision storage

- High-quality storage space close to the workstation
- Can be used as a free-standing sideboard or in combination with se:vision desk (see above)
- Concealed cable management
- Wide variety of designs thanks to large selection of colours and materials: From inviting homeliness to stylish purism



### Application area

- Management workstations (1)









# se:vision desk



## Features (standard)

- Free-standing table or mounted on se:vision storage
- Table legs: Powdered aluminium, chrome-plated or covered with veneer
- Tabletop: 19- or 25-mm thick
- With angular or rounded table top corners
- Concealed cable routing for power supply through table leg (for all table leg versions)
- With or without bevelled table edge



Standard

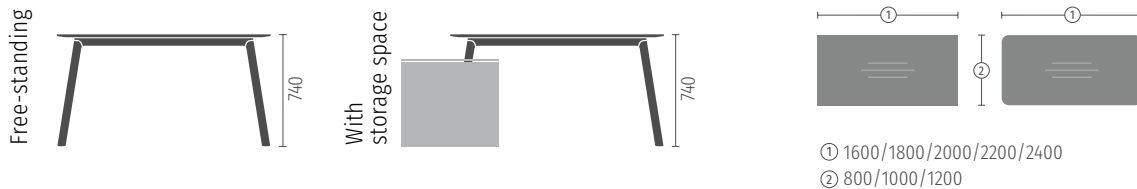


Bevelled edge

## Options/accessories

- Power supply in the table top
- Continuous, foldable cable tray (available in all powder colours)
- Fixed modesty panel in melamine or veneer

## Dimensions and table top shapes (all dimensions in mm)



## Colours

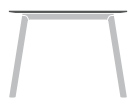


Table top

Finishes: Melamine collections (Wood Selection, Architecture Line), Soft Touch, Fenix, linoleum and veneer.

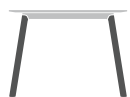


Table legs wood



Oak (natural)



Walnut (smooth)



Oak (anthracite)



Table legs in aluminium, support beam, cable tray

The support beam and cable tray can be selected in any colour, regardless of the base frame. \* The colour chrome-plated is only possible for table legs.



Black



Clear white



Chrome-plated\*



Fjord green



Cayenne red



Sand beige



Deep green

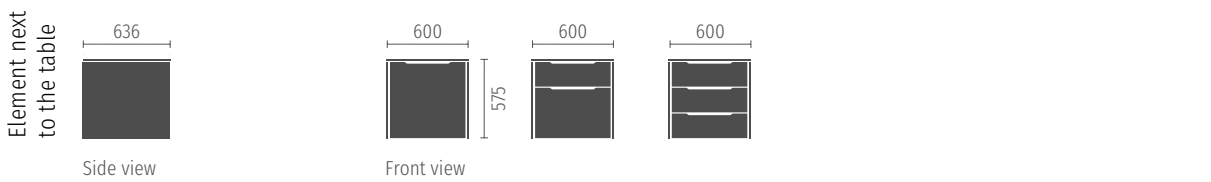
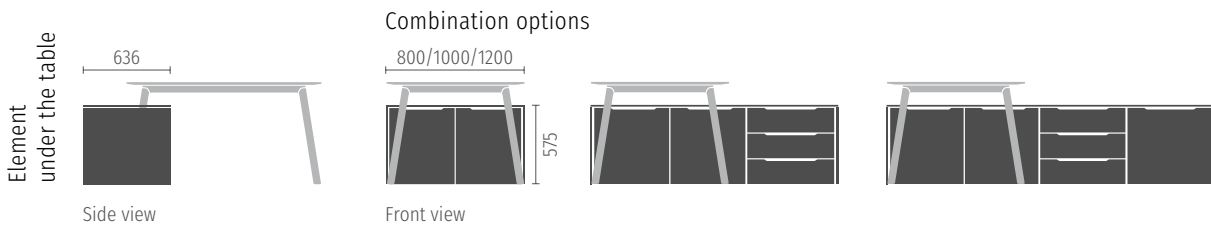


Bronze (dark)

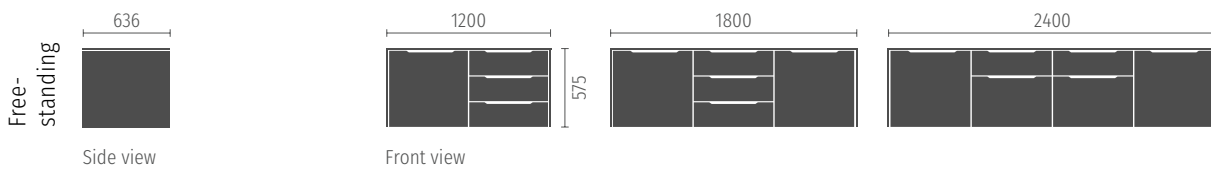


**Dimensions** (all dimensions in mm)

se:vision storage in combination with se:vision desk



se:vision storage as a free-standing sideboard





# se:vision storage



## Features (standard)

- Can be used as a free-standing sideboard or in combination with a top-mounted se:vision desk
- Consisting of inner carcass and various cover panels and side panels (13 mm)
- Fixed height (575 mm) and depth (636 mm)
- Three widths for elements under the table (matching the table depth: 800, 1000, 1200 mm), one width for the element next to the table (600 mm)
- Various front divisions or carcass fittings
- “Push-to-open” or handle bar to open doors and drawers

## Options/accessories

- Different surfaces available for fronts, top shelf, sides and back panel
- Lockable drawers or door with exchangeable core or RFID (battery-operated)
- Cable management for power supply of the se:vision desk

## Colours



Cover panel,  
sides

13-mm finishes: Melamine collections (Wood Selection, Architecture Line, Colour Harmony), Soft Touch, Fenix, linoleum and veneer.



Front,  
back panel

19-mm finishes: Melamine collections (Wood Selection, Architecture Line, Colour Harmony), Soft Touch, Fenix and veneer.

The inner carcass is always graphite black melamine.



Handle strip



Black



Open and yet secluded – se:hive enables temporary retreat with a change of perspective.

As a retreat for concentrated work, se:hive offers visual and acoustic privacy. Thanks to its rounded edges and organic design, se:hive can be harmoniously integrated into open-plan working environments and offers a wide range of configuration options with its various modules.

# se:hive

Retreat for temporary work

# 11



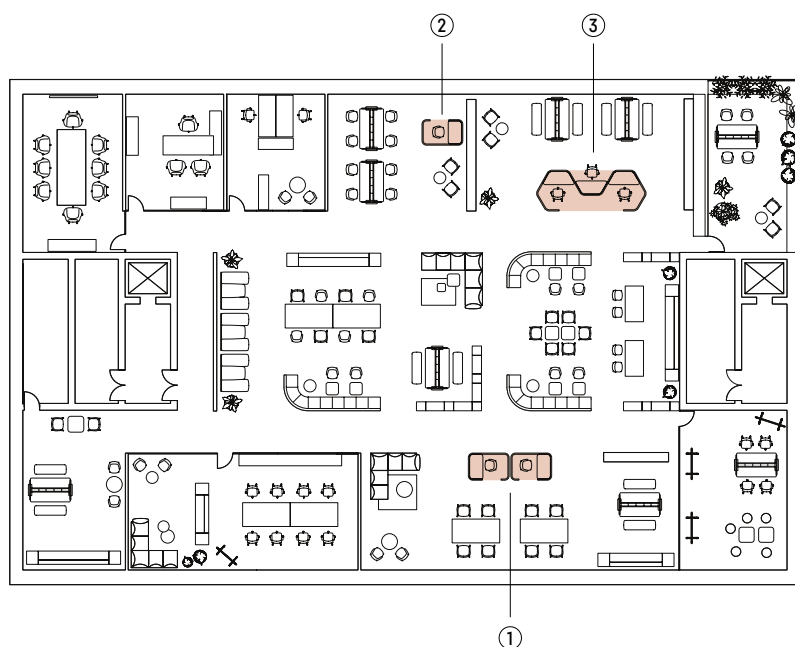






## se:hive

- Temporary retreat in modular design with visual and acoustic privacy
- Ideal for video and phone conferences
- Space-efficient and flexible thanks to compact design
- Perfect for use in interior design as an architectural and structuring element with a wide range of configuration options
- Despite its compact design, the open-top design creates a very free and non-constricting appearance
- Cosiness through organic design and a variety of colours and materials for the privacy screens



### Application areas

- Spaces for individual work (1)
- Areas for video and phone conferences (2)
- Hubs & intermediate areas (3)







## Features (standard)

---

- Individual retreats in two basic shapes (rectangular or honeycomb)
- Many predefined room configurations available
- Various table depths and widths available
- Fixed table top height (740 mm)
- Version with a motorised table (650–1280 mm)
- Plastic glides

## Options/accessories

---

- Back screen
- Motorised height-adjustable table
- Tabletop: 19- or 25-mm thick
- Power supply (in the table top)
- Cable tray
- Powder-coated cover strip
- Fabric-covered cover strip


## Colours

---



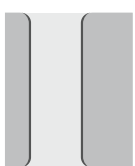
Table top

Finishes: Melamine collections (Wood Selection, Architecture Line, Colour Harmony, Soft Touch/HPL) and veneer.



Screen

The cover material of the inner screen can be selected independently of the outer screen. Cover materials: All available cover materials for privacy screens and screen elements can be found in the current Sedus price list.



Piping,  
cable tray

The aluminium piping can also be covered with fabric as an option.



Black



Clear white



Fjord green



Cayenne red



Sand beige



Deep green



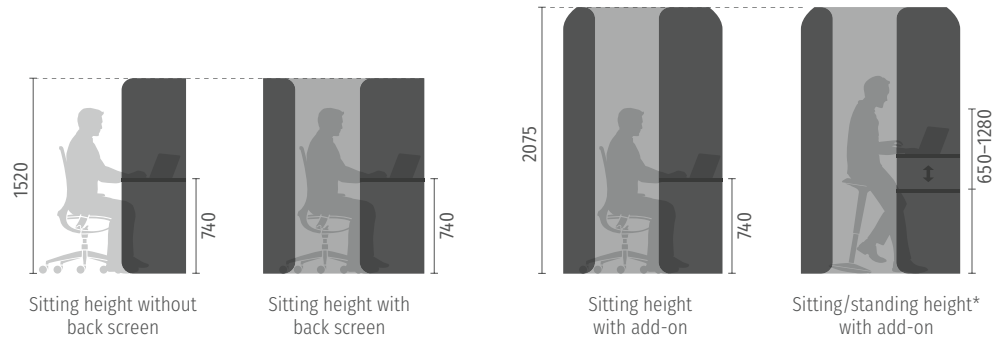
Bronze (dark)

## Dimensions (all dimensions in mm)

### Heights

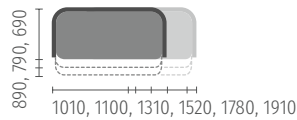
All modules can be configured in sitting height or sitting/standing height with or without an add-on.

\* With motorised height adjustment



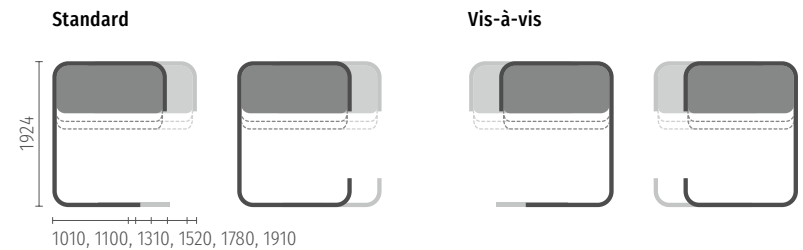
### Single retreat space without back screen (rectangular)

External dimensions	Table top width <sup>1</sup>	Table top depth <sup>1</sup>
1010 × 690/790/890	890	630, 730, 830
1100 × 690/790/890	980	630, 730, 830
1310 × 690/790/890	1190	630, 730, 830
1520 × 690/790/890	1400	630, 730, 830
1780 × 690/790/890	1660	630, 730, 830
1910 × 690/790/890	1790	630, 730, 830



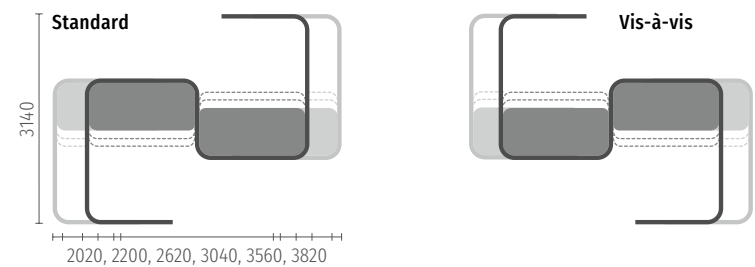
### Single retreat space with back screen (rectangular)

External dimensions	Table top width <sup>1</sup>	Table top depth <sup>1</sup>
1010 × 1924	890	630, 730, 830
1100 × 1924	980	630, 730, 830
1310 × 1924	1190	630, 730, 830
1520 × 1924	1400	630, 730, 830
1780 × 1924	1660	630, 730, 830
1910 × 1924	1790	630, 730, 830



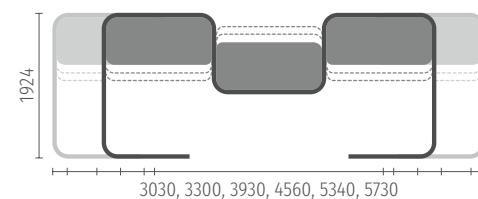
### Double retreat space (rectangular)

External dimensions	Table top width <sup>1</sup>	Table top depth <sup>1</sup>
2020 × 3140	890	630, 730, 830
2200 × 3140	980	630, 730, 830
2620 × 3140	1190	630, 730, 830
3040 × 3140	1400	630, 730, 830
3560 × 3140	1660	630, 730, 830
3820 × 3140	1790	630, 730, 830



### Triple retreat space (rectangular)

External dimensions	Table top width <sup>1</sup>	Table top depth <sup>1</sup>
3030 × 1924	890	630, 730, 830
3300 × 1924	980	630, 730, 830
3930 × 1924	1190	630, 730, 830
4560 × 1924	1400	630, 730, 830
5340 × 1924	1660	630, 730, 830
5730 × 1924	1790	630, 730, 830

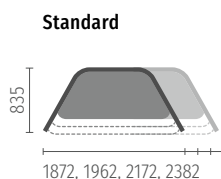


<sup>1</sup>In the case of a motorised table, the table top width is reduced by 60 mm and the table top depth by 30 mm.



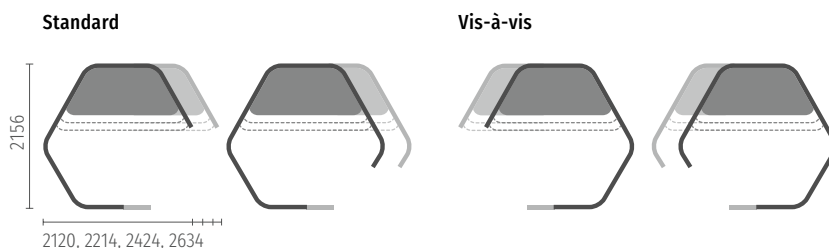
**Single retreat space without back screen (honeycomb)**

External dimensions	Table top width <sup>1</sup>	Table top depth <sup>1</sup>
1872 × 835	1452, 1567, 1683	630, 730, 830
1962 × 835	1542, 1657, 1773	630, 730, 830
2172 × 835	1752, 1867, 1983	630, 730, 830
2382 × 835	1962, 2077, 2193	630, 730, 830



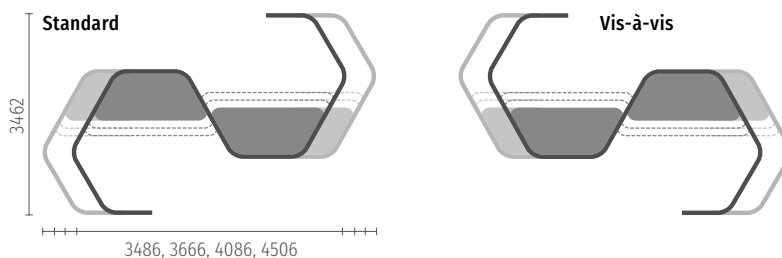
**Single retreat space with back screen (honeycomb)**

External dimensions	Table top width <sup>1</sup>	Table top depth <sup>1</sup>
2120 × 2156	1452, 1567, 1683	630, 730, 830
2214 × 2156	1542, 1657, 1773	630, 730, 830
2424 × 2156	1752, 1867, 1983	630, 730, 830
2634 × 2156	1962, 2077, 2193	630, 730, 830



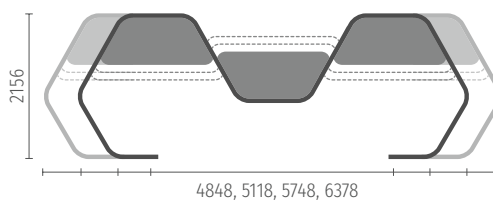
**Double retreat space (honeycomb)**

External dimensions	Table top width <sup>1</sup>	Table top depth <sup>1</sup>
3486 × 3462	1452, 1567, 1683	630, 730, 830
3666 × 3462	1542, 1657, 1773	630, 730, 830
4086 × 3462	1752, 1867, 1983	630, 730, 830
4506 × 3462	1962, 2077, 2193	630, 730, 830



**Triple retreat space (honeycomb)**

External dimensions	Table top width <sup>1</sup>	Table top depth <sup>1</sup>
4848 × 2156	1452, 1567, 1683	630, 730, 830
5118 × 2156	1542, 1657, 1773	630, 730, 830
5748 × 2156	1752, 1867, 1983	630, 730, 830
6378 × 2156	1962, 2077, 2193	630, 730, 830



<sup>1</sup>In the case of a motorised table, the table top width is reduced by 60 mm and the table top depth by 30 mm.





The timeless classic with a hundred possibilities – flexibility is at the heart of the quarterback 2.

As a further development of the quarterback, the swivel chair offers a clever modular system that enables customised configurability. Optimised for the application situation and area of use, it remains a timeless classic with a stately back and striking angular design.

# quarterback 2

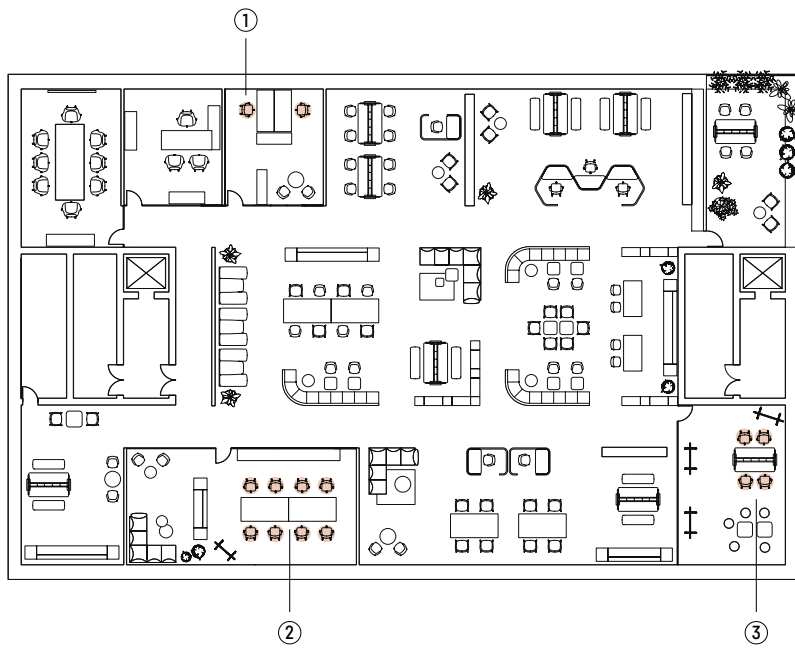
Swivel chair for  
productive well-being

# 12



## quarterback 2

- Further development of the best-selling quarterback swivel chair in a striking angular design
- Generous backrest with full upholstery or with air-permeable membrane
- High flexibility in terms of areas of application and users, as individual components can be customised using a modular system
- Comfortable and ergonomic sitting thanks to use-related mechanisms



### Application areas

- Single workstations (1)
- Desk-sharing team workstations (2)
- Bench workplaces (2)
- Meeting & seminar rooms (3)
- Home office



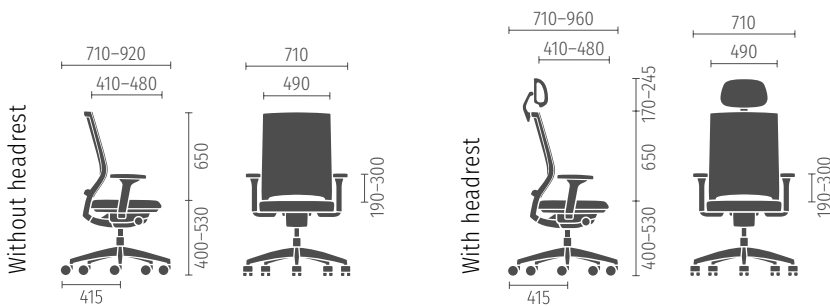






## Dimensions (all dimensions in mm)

### Office chair (5-star base)



## Mechanisms

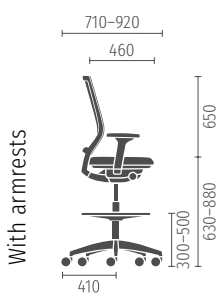
### “Similar” mechanism with automatic weight adjustment

- Automatic seat tilt of up to 5°
- Lockable in the upright position
- Opening angle: 0, 8, 16, 26°
- Ideal for desk-sharing workstations

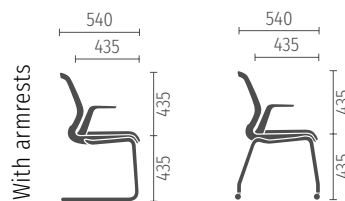
### “Similar” mechanism with individual weight adjustment

- With/without seat tilt adjustment of up to 4°
- Lockable in 3 positions
- Opening angle: 26°
- Ideal for permanently assigned workstations

### Counter chair



### Visitor chair




## Features (standard)

- Two backrest versions (fully upholstered or membrane)
- 2D armrests
- "Similar" mechanism with weight adjustment
- Standard seat height adjustment
- 5-star plastic base
- Model colour black


## Options/accessories

- "Similar" mechanism with individual weight adjustment, with or without forward tilt
- Various armrest versions (1D, 3D, 4D) or without armrests
- Lumbar support (height-adjustable and/or depth-adjustable)
- Sliding seat (adjustment range of 7 cm and 10 cm)
- Seat height adjustment: Sedo Lift III mechanism
- Model colour pale grey
- Neck support and coat hanger available as a set or separately
- Counter version
- Visitor (cantilever chair and 4-leg)


## Colours



**Model (frame)**



Black



Pale grey

The colour of the armrest support, armrest shaft, lumbar support and coat hanger dependent on the model colour.

Armrest pad:

- Model colour black = pad in black
- Model colour pale grey = pad in basalt grey



**Membrane**



Black



Natural white



Anthracite



Beige grey



Brown grey



Blue violet



Grey blue



Turquoise blue



Sage green




Red



**Full upholstery**

Cover materials: All available cover materials can be found in the current Sedus price list.



**Seat upholstery**

The seat upholstery can be selected independently of the membrane or the backrest upholstery.

Cover materials: All available cover materials can be found in the current Sedus price list.



**Star base**

**Plastic**



Black



Pale grey


**Aluminium**



Black



Pale grey



Polished aluminium





# Colours & materials update

# 13

The appearance and atmosphere of modern working environments are becoming increasingly important. Not only the functions, but also the design, with colours and materials becoming more diverse. They are precisely tailored to the respective user needs in order to make a working environment as attractive and productive as possible. Furthermore, the design shows an attitude, as it conveys the customer's corporate philosophy and can incorporate regional references.

An office space that is not only functional but also aesthetically pleasing can increase the motivation of employees to come into the office more often. Our new Sedus products offer companies a way to create this incentive. Nothing communicates quality and emotionality as clearly as tangible materials. The revision of the Sedus fabric collection and finishes makes it possible to give the products an even more appealing, varied and high-quality look, and offers a maximum of design options in terms of colours, structures and haptics.





## New Sedus fabric collections: Serpentine, Vanir, Umber, Step Screen and Step Screen Melange

### Serpentine (premium PG)

Overview of colours on page 103



Serpentine from Kvadrat brings together high quality and elegant, eye-catching colour combinations in one fabric. The voluminous upholstery fabric made of 98% pure new wool captivates with its unique colouring, which is achieved through the combination of a thick wool yarn and two finer yarns. This creates a distinctive look and feel as well as strong functional performance.

### Vanir (premium PG)

Overview of colours on page 103



The high-quality woollen fabric Vanir from Kvadrat is now also part of the Sedus fabric collection. The applied weaving technique combines a dense yet soft felt with subtle yet distinct colour patches of bouclé yarn. The shorn surface is smooth and plush and lends the upholstery graceful elegance. The colour palette of earthy basic tones together with the fresh colours creates an unexpected combination. Only carefully selected furniture manufacturers who place the highest demands on design, quality and sustainability are given access to this exclusive fabric collection.

### Umber (PG 4)

Overview of colours on page 103



Umber from Gabriel is a cosy wool fabric made of 85% pure new wool that perfectly blends in with the new surfaces, and, at the same time, complies with all essential fire safety standards. The linen design and classic plain weave give Umber a natural look. The high-quality and modern fabric, therefore, offers a wide range of possible applications.





Step Screen



Step Screen Melange

The Sedus Step line is receiving a new addition: Step Screen (Melange) is made of 100% Trevira CS and, together with Step (Melange), makes an inexpensive fabric duo in a uniform design that also fulfils all fire safety standards.

## Extended standard colours

A wider range of colours for Sedus standard fabrics will give customers and architects an opportunity in future to better communicate their individual wishes, values and design requirements to the outside world. In order to be able to offer a maximum selection of colours within the Sedus fabric collections, all supplier colours from a Sedus standard collection will be available for ordering in future.



Step



Step Melange

Step (Melange) also receives an extensive colour upgrade from Gabriel: From October 2025, a wide range of bright, clear, pastel and muted plain and melange colours will be available. The black melange yarn has also been complemented by a brown melange yarn to enable even softer, cosier colour combinations in Step Melange and Step (Melange) Screen. This means that in future no colour requests for Sedus textile surfaces will remain unfulfilled.


## New finishes: Melamine and frame colours

The **Sedus Smart Café** creates an inviting, informal atmosphere. Products made of real veneer and solid wood (se:café team table & wooden chair) are joined by new vibrant finishes from the Colour Harmony collection, natural-looking wood decors from the wood/likewood selection and new frame colours.

The **premium segment** centres on ambitious customers. Timeless elegance and quality take centre stage here. The new frame colours are designed to reflect this: Bronze (dark) with a subtle metallic shimmer offers an alternative to classic black or shiny chrome. The frame in deep green tends to appeal to the New Leadership target group.

The new wood and likewood decors with their deceptively realistic appearance also offer an interesting alternative to real wood veneer in the premium segment if, in addition to exclusive design, the robustness of the surface is a priority.


In addition to the new concepts, we are also updating the existing product range, as the new melamine and frame colours have been carefully matched to existing materials and can be used widely across the entire range.



Mix & Match allows Sedus products to be combined with new and familiar surface finishes in a wide variety of ways.

## Melamine Colour Harmony

Overview of colours on page 100



### Deep green

- Dark, powerful, biophilic
- Creates exciting contrasts
- Also available as a frame colour



### Rust red

- Warm, powerful, inviting
- Sets dynamic accents



### Cream yellow

- Friendly, discreet, pastel-coloured
- Sets bright, harmonious accents

## Melamine Wood Selection

Overview of colours on page 100



### Ash (dark)

- Dark, elegant décor
- Subtle wood grain and subtle play of colours




### Likewood oak (honey)

- Vibrant wood grain
- Warm, authentic and natural feel
- Deep embossing, feels like deeply brushed veneer

## Melamine Architecture Line

Overview of colours on page 100



### Black

- Timeless, classic, elegant
- Matt finish
- As a dark contrast or tone-in-tone with black frame colour (e.g. se:matrix)

## Frame colours – Powder coating

Overview of colours on page 100



### Bronze (dark)

- Warm, elegant, exquisite
- Subtle metallic shimmer



### Deep green

- Dark, powerful, biophilic
- Creates exciting contrasts
- Also available as a Colour Harmony colour



## Finishes/varnishes

★ = Update 2025

### Veneers



### Veneers for se:café team table



### Veneers for se:mission



### Melamine Wood Selection



### Melamine Architecture Line



### Melamine Colour Harmony



### Soft touch (HPL II)



### Fenix (HPL IV) for se:vision



### Linoleum for se:assist, se:vision



### Varnishes for se:cube, se:cube max



## Chair and table legs, frames


### Aluminium painted or steel, powder coated



### Wood



### Wooden frames for se:café wooden chair



### Veneered table legs for se:vision




## Other

### PET felt



You can find these colours and materials in detail in the [Sedus Surfaces Overview](#)





# Colour & materials collections

## Upholstery

PG 9					PG 4				
Atlantic	Era	Nova	One	Phoenix	Cura	Cyber <sup>1</sup>	Fame	Pure	

You can find these colours and materials in detail in the [Sedus Cover Materials Overview](#)





PG 4				PG 2				PG PREMIUM				PG 0			
Step ★	Step Melange ★	Umber ★	Imitation leather	Milano	Nobel <sup>1</sup>	Remix	Tempt	Serpentine ★	Steelcut Trio 3	Vanir ★	Leather	Aniline leather <sup>2</sup>			
●	●	●	●	●	●	●	●	●	●	●	●	●			
●	●	●	●	●	●	●	●	●	●	●	●	●			
●	●	●	●	●	●	●	●	●	●	●	●	●			
●	●	●	●	●	●	●	●	●	●	●	●	●			
●	●	●	●	●	●	●	●	●	●	●	●	●			
●	●	●	●	●	●	●	●	●	●	●	●	●			
●	●	●	●	●	●	●	●	●	●	●	●	●			
●	●	●	●	●	●	●	●	●	●	●	●	●			
●	●	●	●	●	●	●	●	●	●	●	●	●			
●	●	●	●	●	●	●	●	●	●	●	●	●			
●	●	●	●	●	●	●	●	●	●	●	●	●			
●	●	●	●	●	●	●	●	●	●	●	●	●			
●	●	●	●	●	●	●	●	●	●	●	●	●			
●	●	●	●	●	●	●	●	●	●	●	●	●			
●	●	●	●	●	●	●	●	●	●	●	●	●			
●	●	●	●	●	●	●	●	●	●	●	●	●			
●	●	●	●	●	●	●	●	●	●	●	●	●			
●	●	●	●	●	●	●	●	●	●	●	●	●			
●	●	●	●	●	●	●	●	●	●	●	●	●			
●	●	●	●	●	●	●	●	●	●	●	●	●			
+	+	+													

➤ Other colours available

<sup>1</sup> Only for se:living  
<sup>2</sup> Only for se:mission, open up modern classic and se:line

# Colour & materials collections

You can find these colours and materials in detail in the [Sedus Cover Materials Overview](#)



## Membranes

Product-specific	
black dot air	
black dot net	
netwin	
open mind/ open up	
quarterback 2 ★	
se:air	
se:do	
se:fit	
se:flair	
se:flex	
se:joy	

# Screens & free-standing screens

se:kit	front back	front back
se:motion net	front back	front back
se:motion SILVERTEX		

PG 9		
Atlantic Screen		
Era Screen		
Nova		
Step Screen ★		
Step Screen Melange ★		
PET felt <sup>3</sup>		

➤ Other colours available

<sup>3</sup> Anthracite and light grey for se:lab screen  
Light grey for se:cube and se:cube max









[sedus.com](https://sedus.com)



